



THE R SOUND

1. Produce first sound

















Blend

2. Lips out and round, voice box on

+ got it!
~ almost!
- not yet!



What other strategies help you make this sound?

 bread	 grape	 crab	 treasure
 drink	 dragon	 pretzel	 fruit
 present	 grandpa	 crayon	 frog
 triangle	 tree	 train	 cry